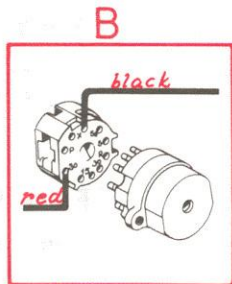
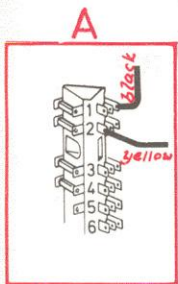


the diagrams

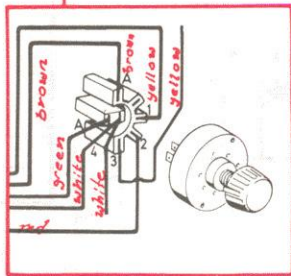
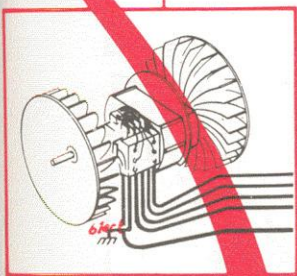
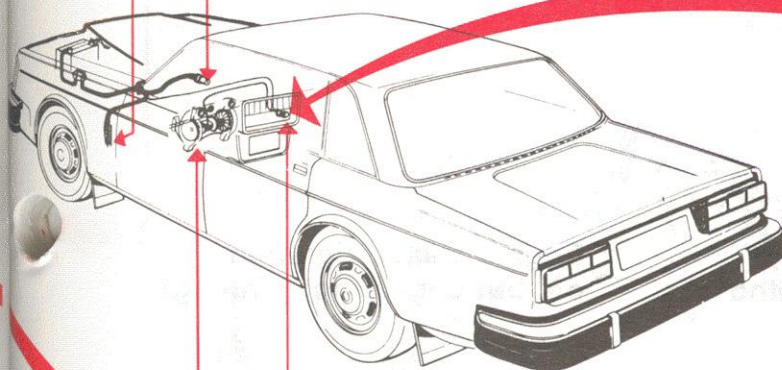
Start here

Right page illustrates the physical location of the components in the vehicle and the exact routing of the wiring harness. Each component is shown with terminals and connections.

Heater blower



Component location and routing of wiring harness



Component terminals and wire connections

C

D

Group 39
Wiring diagrams
260/1978 71

Letters facilitate referencing components on either page